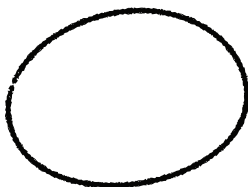
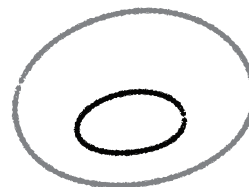


DRAW PIGGIE!

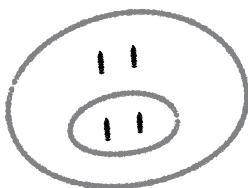
- 1** First draw a MO-val.
 (A MO-val is a circle that looks like an egg.)



- 2** Inside the MO-val, draw a smaller MO-val.




- 3** Now draw four number 1s.




- 4** Make the top two number 1s bigger (like inflating a balloon).




- 5** Next, take the letter **M** and cut it in half. Place each half on either side for Piggie's ears.



- 6** Draw a backward letter **C**, or a sideways letter **U**, for Piggie's mouth.



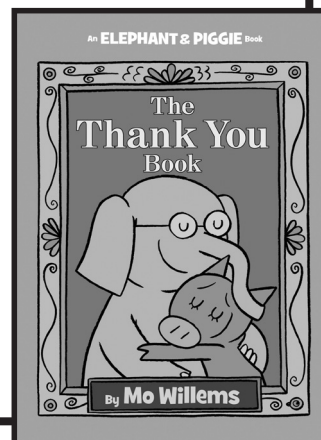
- 7** Don't forget to sign your name!



**The
 THANK YOU BOOK
 with
 ELEPHANT & PIGGIE
 and their pals!**

HYPERION BOOKS FOR CHILDREN

Pigeon Presents.com



MY PIGGIE DRAWING

Dear _____ ,

I'm thankful for you.

[sign your name here]