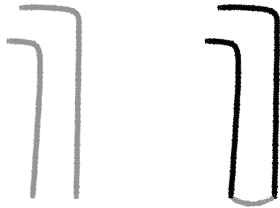


Draw Elephant Gerald!


1

Start with Gerald's trunk. Draw two number 7s, one above the other. Then draw a line to close the bottom.



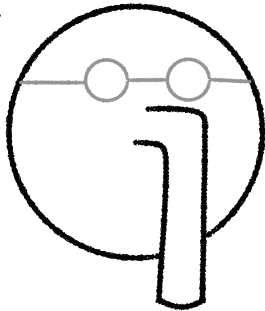
2

Draw a circle around Gerald's trunk for his head.




3

Gerald needs glasses. Draw two circles for the frames. Then draw three straight lines to finish them.




4

Draw two dots for his eyes.




5

Draw a sideways letter C for his smile.




6

His ears are squ-ovals. (Square on the bottom and round on the top.)



7

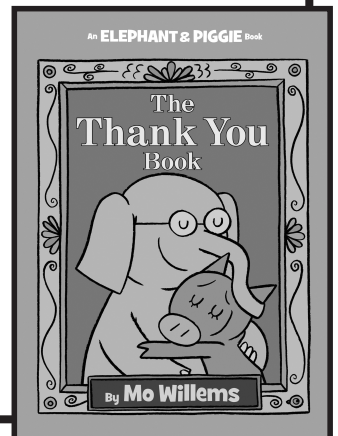
What a great job! Don't forget, write your name so everyone can see what a great job **YOU** did drawing Elephant Gerald!



The
THANK YOU BOOK
with
ELEPHANT & PIGGIE
and their pals!

HYPERION BOOKS FOR CHILDREN

Pigeon Presents.com





MY ELEPHANT DRAWING

Dear _____,

I'm thankful for you.

[sign your name here]