

The **ELEPHANT & PIGGIE** Books




**PARTY
KIT!**



Winners
of two Theodor
Seuss Geisel
Medals and
recipients of five
Geisel Honors!

Based on the award-winning, *New York Times* best-selling series from

Mo Willems



Dear Reader:


Here they go again. The two characters created by Mo Willems—Elephant and Piggie—are back for more exciting adventures.

At least, Mo thinks they're exciting.

Okay, fine. The books are sort of hilarious, and charming (I suppose), and they speak directly to kids. Piggie is an optimistic pig, and Elephant (otherwise known as Gerald) is a cautious, pessimistic elephant.

Sure, go ahead. Like them. *Love* them! But whatever you do, please—don't let them drive the bus!

Sincerely,
Pigeon



Pigeon
Presents.com


Table of Contents

Elephant & Piggie Story Time Ideas	4
Circle Time Activities	10
Cheer Elephant Up!	13
What's Your Book?	14
Pigs Make Me Throw the Ball Outside!	15
I Am Going!.....	16
It's a Happy Pig Day Celebration!	17
Fun and Games in Every Season!	18
Find Your Favorite Toy	19
What's in a Name?	20
What's Wrong with Elephant and Piggie?	21
Create Your Own Elephant and Piggie Story	22
Draw a Picture of Yourself	23
How Do They Feel?	24
Color Elephant and Piggie	25
Elephant and Piggie Can't Decide!	28
I'm a Frog! Name tags	29
<i>I Really</i> Like Slop! Recipe Cards	30
Story Time with Elephant and Piggie Invitation	31
Answer Key	32




Elephant & Piggie Story Time Ideas

- Make Elephant and Piggie name tag stickers. Write the children's names in **BLOCK** letters as they arrive.
- Decorate your space in a manner fitting Elephant & Piggie! Put up gray and pink balloons and streamers to get in the spirit!
- Give everyone a chance to participate. Divide your reading group into Elephants and Piggies, and have the different groups repeat some of their dialogue out loud as you are reading the story.




After Reading about Elephant & Piggie



Here is a discussion topic for **I Really Like Slop! :**

- In *I Really Like Slop!* Piggie wants Gerald to try her favorite food. What are some favorite foods? Talk about a time when there was a gross-looking food that did not look appetizing. Did they take a no-thank-you bite, or did they not try it?




Here is a discussion topic for **I Will Take a Nap! :**

- In *I Will Take a Nap!* Piggie will not let Elephant sleep. Ask the children if they are more like Elephant or Piggie: Do they like naps? If not, then why?


After Reading about Elephant & Piggie . . .

(continued)




Here are some discussion questions for **Waiting Is Not Easy! :**

- In *Waiting Is Not Easy!* Gerald has a hard time waiting for Piggie's surprise. Ask the children about a time they felt impatient waiting for a surprise. Did they try to find out what it was beforehand?
- Discuss the idea of waiting, and brainstorm examples of things that are better if you wait for the right time. For instance, it is better to wait for a cake to bake before you try to eat it!




Here are some discussion questions for **My New Friend Is So Fun! :**

- In *My New Friend Is So Fun!* Piggie finds someone new to call a friend. Ask the children about a time they remember meeting someone new.
- Talk about the idea of new friends and old friends. Was Gerald right to be afraid of Piggie's new pal? How did Piggie show Gerald there was nothing to worry about? Explore the idea of including new friends with old friends.



Here is a discussion topic for **I'm a Frog! :**

- Piggie pretends to be a frog by leaping and ribbiting, much to Gerald's confusion. Ask the children to use their imagination and pick an animal they'd like to pretend to be. What did they choose and why?




Here is a discussion topic for **A Big Guy Took My Ball! :**

- Piggie is happy when she finds a ball . . . but devastated when a BIG guy takes it from her. Ask each child to describe a favorite toy or belonging. Why is it a favorite? How would he or she feel if it was lost or taken?


After Reading about Elephant & Piggie . . .

(continued)




Here is a discussion topic for **Let's Go for a Drive!:**

- In *Let's Go for a Drive!* Gerald and Piggie want to hit the road! Ask children where they've gone (or would like to go) on vacation and what they pack to make the trip extra special. How do those items make the trip more fun?




Here is a discussion topic for **Listen to My Trumpet:**

- In *Listen to My Trumpet!*, Gerald struggles with how to respond to Piggie when she plays her trumpet. Talk about positive and negative ways to give feedback to a friend when you don't like what he or she is doing.



Here is a discussion topic for **Happy Pig Day!:**

- In *Happy Pig Day!*, Gerald feels left out during Piggie's special celebrations. Talk about instances when the children have felt left out of fun times with friends, and how those instances made them feel. In what ways can they make sure to include their friends in their playtime activities?




Here is a discussion topic for **Should I Share My Ice Cream?:**

- In *Should I Share My Ice Cream?*, Elephant has a very important decision to make—share his ice cream cone with Piggie . . . or not? Ask the children about the importance of sharing and generosity when dealing with friends. Have each child share one instance where he or she shared a treasured object with a friend. How did the friend feel?

After Reading about Elephant & Piggie ...



(continued)



Here are some discussion questions for


I Broke My Trunk!:

- In *I Broke My Trunk!*, Gerald shares an elaborate story to explain to Piggie how he broke his trunk. Ask the children to think of something ordinary that they did the day before (brushing their teeth, eating lunch) and turn it into an elaborate story. Have a few volunteers tell their stories to the group.
- In this book, poor Gerald is in pain with his broken trunk! Ask the kids what they would do in Piggie's situation, as a friend, to make Gerald feel better.




Here is a discussion topic for **We Are in a Book!:**

- In *We Are in a Book!* reading takes center stage as Gerald and Piggie discover that they are in a book! Ask the kids to talk about their favorite stories to read at bedtime. What makes their favorite stories so special?



Here is a discussion topic for **Can I Play Too? :**

- In *Can I Play Too?* Gerald and Piggie make a new friend—Snake! Talk about the importance of friendship, and ask each of the children to talk about their best friend. What are the things they admire most about their friend and why?




Here are some discussion questions for **I Am Going!:**

- In *I Am Going!*, Gerald is distraught when he thinks Piggie is going away for good! Ask the children if they've ever had a close friend move away or leave town. For those that have, ask them how it made them feel, and what they miss the most about their friend.
- In trying to persuade Piggie to stay throughout the story, Gerald talks about all of the fun times they've had together, including skipping and playing Ping-Pong. Have kids make a list of the top five favorite things they like to do with their best friends and share it with the group.

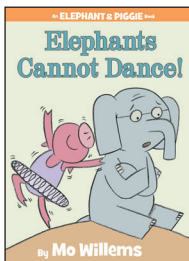
After Reading about Elephant & Piggie ...

(continued)



Here are some discussion questions for **Pigs Make Me Sneeze! :**

- In *Pigs Make Me Sneeze!*, Gerald can't stop sneezing and is worried that he's allergic to Piggie! Ask the children if they have any allergies, and how they keep their allergies from getting in the way of having fun!
- At one time or another, we all get sick and have to stay home in bed. Have the kids talk about the worst (and best) parts about staying home sick!



Here is a discussion topic for **Geralds Cannot Dance! :**

- In *Geralds Cannot Dance!*, Gerald unknowingly creates his own dance. How does each kid like to dance? Have them stand up and show off their favorite moves. Did the children see someone doing their dances, or did they make them up themselves?




Here is a discussion topic for **Watch Me Throw the Ball! :**

- In *Watch Me Throw the Ball!*, Piggie is all about having fun, while Gerald takes a while to understand that having fun is sometimes better than thinking about things too hard. When do the children think it's okay to let loose and have fun, and when are they expected to be serious and think about things? Which times do they like best, and why?



Here is a discussion topic for **Are You Ready to Play Outside?:**

- In *Are You Ready to Play Outside?* Piggie changes her perspective when she sees two worms happy about the rain. What is each child's favorite type of weather, and how does it make them feel? Do they enjoy playing in the rain, or the sunshine, or both?




Here is a discussion topic for **I Will Surprise My Friend! :**

- In *I Will Surprise My Friend!*, the two friends try to surprise each another but wind up worrying instead. Can the kids think of a time when they really worried about something? Were the worries justified in the end, or did the situation turn out all right?


After Reading about Elephant & Piggie ...

(continued)




Here are some discussion questions for **I Love My New Toy!:**

- In *I Love My New Toy!* Piggie has a favorite new toy. Ask the children about their favorite toy. What makes it special?
- Talk about the concepts of “by accident” versus “on purpose.” Did Gerald break Piggie’s toy by accident or on purpose? How did Gerald try to make it up to Piggie? What made them realize that friends are more important than things? Discuss whether the children have ever hurt a friend by accident.



Here are some discussion questions for **I Am Invited to a Party!:**


- How did Gerald know what to wear to the party?
- What do you think Gerald and Piggie did at the fancy costume party? What did they eat? What games did they play?
- What was the best party you ever attended? Why was it so great?



Here are some discussion questions for


There Is a Bird on Your Head!:

- Why doesn’t Gerald want those birds to hatch their eggs on his head?
- How does Piggie’s advice help Gerald?
- How is Piggie going to get the birds to leave her head? What do you think Piggie will learn from the experience?
- If someone does something that bothers you, what are good ways you can get that person to stop doing it?




Here is a discussion topic for **Today I Will Fly!:**

- In *Today I Will Fly!*, Piggie believes she will fly. Have the kids try to “fly” for thirty seconds. Talk about why they can’t fly. Talk about how birds and planes are able to fly.



Here is a discussion topic for **My Friend Is Sad:**

- In *My Friend Is Sad*, how do we express how we are feeling with our voice? Have the children read sections of the book out loud, as expressively as they can. Discuss how tone and facial expressions make it clear how each is feeling.




Circle Time Activities

• Happy Pig Day! Song


In *Happy Pig Day!*, Piggie celebrates her favorite day of the year—Happy Pig Day!

But what celebration is complete without a song? Help Elephant & Piggie craft the perfect song to celebrate Happy Pig Day! Divide the children into groups, assigning one adult into each group to write the song lyrics. Then have the children perform their song out loud for all to hear!




• More Friends for Elephant and Piggie!

Can I Play Too? introduces a new friend for Elephant and Piggie — Snake! Have the kids pair up to brainstorm another new friend for Elephant and Piggie, and share with the group. How would Elephant and Piggie respond to this new friend? What kinds of games could they play with their new friend?



• Can You Achoo?

After reading *Pigs Make Me Sneeze!*, have the kids show off their best sneezing technique (fake sneezes only, please!) by getting up in front of the group and practicing their best (and LOUDEST) achoo! For extra fun, have the kids decorate a tissue box with Elephant and Piggie drawings, and give the winner a “prize” of a tissue box!



Circle Time Activities

(continued)

• Where Are You Going?

At the end of *I Am Going!*, Piggie reveals that she is going . . . to have lunch! But where are some of the other places Elephant and Piggie could go? Distribute blank pieces of paper and crayons to each of the children, asking them to draw one fun new place where Elephant and Piggie could go. Then have the class share all of their exciting locations!

• It's Time to Cut a Rug!

After reading *Elephants Cannot Dance!*, teach the kids a bit about some of the well-known dances from different decades, and give them an opportunity to strut their stuff! Bring in a CD player along with music from the 1920s to the 1970s. Here is a quick list of dances for your reference, or go online to find more dance moves!

1920s – The Charleston



1930s – Tap

1940s – Swing

1950s – Cha-cha


1960s – The Twist

1970s – The Pogo or The Hustle



• Ball in the Bucket

After discussing *Watch Me Throw the Ball!*, challenge kids on their ball-throwing skills. First, ask the kids to line up. With a rope or some masking tape, make a line on the ground, behind which the player should stand. Set a bucket one foot away from the line, and ask the first child to toss a tennis ball into the bucket. Ask that child to go to the back of the line, and give the next child a chance. Keep going one by one. If a child misses, he or she is eliminated from the game. After all of the children are done, move the bucket another foot away, and the game continues until there is only one child left—the winner!



Circle Time Activities

(continued)

• My Favorite Toy Guessing Game

Play a fun drawing and guessing game based on the children's favorite toys from home. Ask each child to stand in front of the group and draw a special toy on a large pad of paper or the chalkboard. The audience can call out answers as the drawing gets more developed, and the winner, with the most correct answers, gets a small toy that you bring to the event.

• Surprise Gift Bags

After reading *I Will Surprise My Friend!*, announce to the kids that they'll be making surprise gift bags to give to a friend or family member. Provide children with white bags that they can decorate with images of Elephant and Piggie, and give them great materials to put inside, such as a flower, a pad of stationery with colorful pencils, and even a small box of cookies. Don't forget to have them create a "For You" card, too!


• Dress Up!

Read *I Am Invited to a Party!* out loud, using props. Store them in a box or sack. As you pull out each of the props, have children put them on. Props could include Elephant's top hat, a bow tie, cane, giant gloves, earrings, flippers, water wings, goggles, a cowboy hat, and a bandanna.




• Make Me Laugh, Piggie!

Have your group break into pairs: one of each pair is Elephant Gerald and the other is Piggie. When you give the starting signal, Piggie faces Elephant and has one minute to make him laugh. Elephant must keep his "serious" face and not smile or laugh at all. Piggie may use her hand and facial expressions to make Elephant laugh, and is only allowed to say one thing: "Oink, oink." Piggie is not permitted to make any other noises or touch Elephant, or Elephant is the automatic winner. If Elephant laughs before the minute is up, Piggie wins. If not, Elephant wins. Then have the pairs switch roles and do it again.



Cheer Elephant Up!



Oh no! Poor Elephant broke his trunk in *I Broke My Trunk!* and is feeling a bit blue. Can you help cheer him up? Use the space below to create a Get Well card to help bring a smile to his face.

Cut along dotted line.




A large rectangular area defined by a dotted line, intended for creating a Get Well card.

What's Your Book?

In *We Are in a Book!*, Elephant and Piggie discover that they're being read! Now is your chance to create your own story! Complete the scene below with Elephant and Piggie to make a page from your very own Elephant and Piggie story!

Then give your book a title at the bottom and share your tale with the group!



My Book Title: _____

Pigs Make Me Throw the Ball Outside!

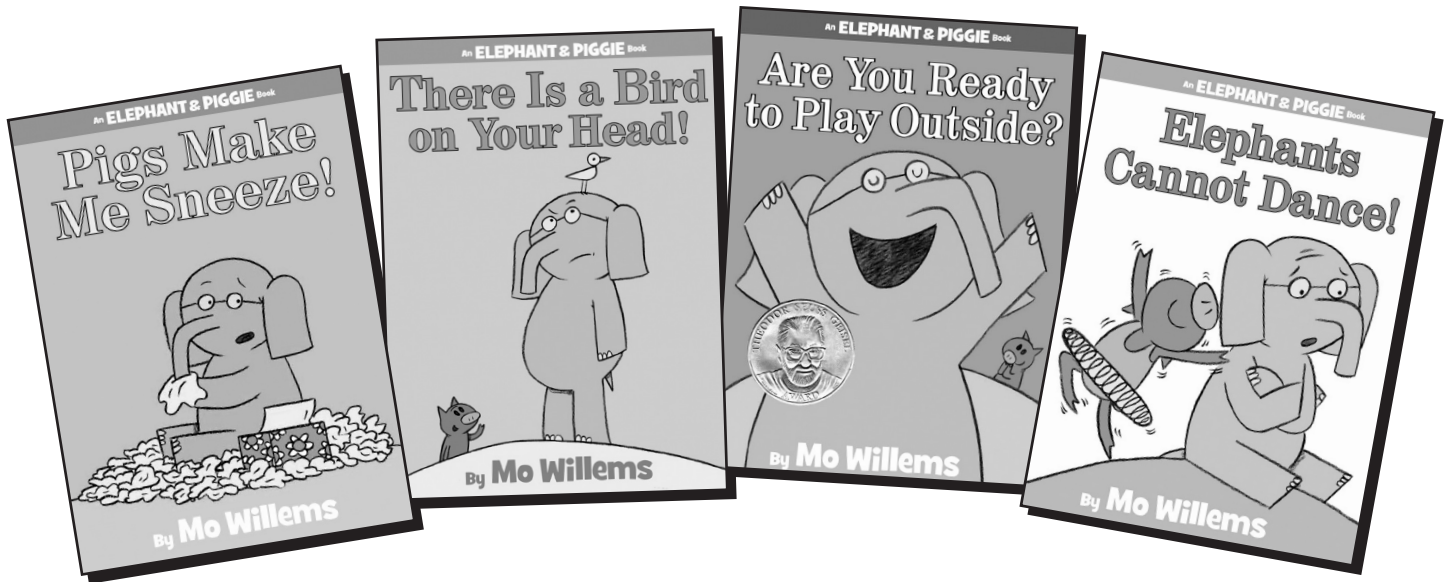
Uh-oh! Elephant and Piggie's book titles are all mixed up! Unscramble the four book titles below and match it to the correct Elephant and Piggie cover (shown below).

1 gsiP kaeM eM eeSn!ze_____

2 rAe uoY yaRed ot ylPa ?uOsited_____

3 stEhplena notCna ca!Den_____

4 hreTe sI a dBir no rYuo dae!H_____



Bonus!

Now, on the back of this sheet or on a new piece of paper, design your own Elephant and Piggie cover with your own title! What adventures will the friends get into with your tale?

I Am Going . . .

There are so many places Elephant and Piggie can go together and so many things that they can do! Take a look at the sentences below and fill in the answers that you think fit best. When you're done, take turns sharing your adventures with the class!

I am going . . . to go see _____ (name of favorite movie). It's my absolute favorite!


I am going . . . to _____ (name of a mealtime) and will eat _____ (name of favorite food). Yummy!

I am going . . . to _____ (name of favorite family vacation spot). It's going to be a real adventure!

I am going . . . to go play _____ (name of favorite game). Nobody can beat me at this game!

I am going . . . _____


(fill in your own adventure here!)



It's a Happy Pig Day Celebration!


In *Happy Pig Day!*, Piggie celebrates her favorite day of the year!

Draw a picture of yourself celebrating Happy Pig Day with Elephant and Piggie below.



Fun and Games in Every Season!

Spring




IN THE SPRING . . .

Elephant likes to read about _____

while Piggie likes to read about _____

Summer




IN THE SUMMER . . .

Elephant likes to read about _____

while Piggie likes to read about _____

Fall



IN THE FALL . . .

Elephant likes to read about _____

while Piggie likes to read about _____

Winter



IN THE WINTER . . .

Elephant likes to read about _____

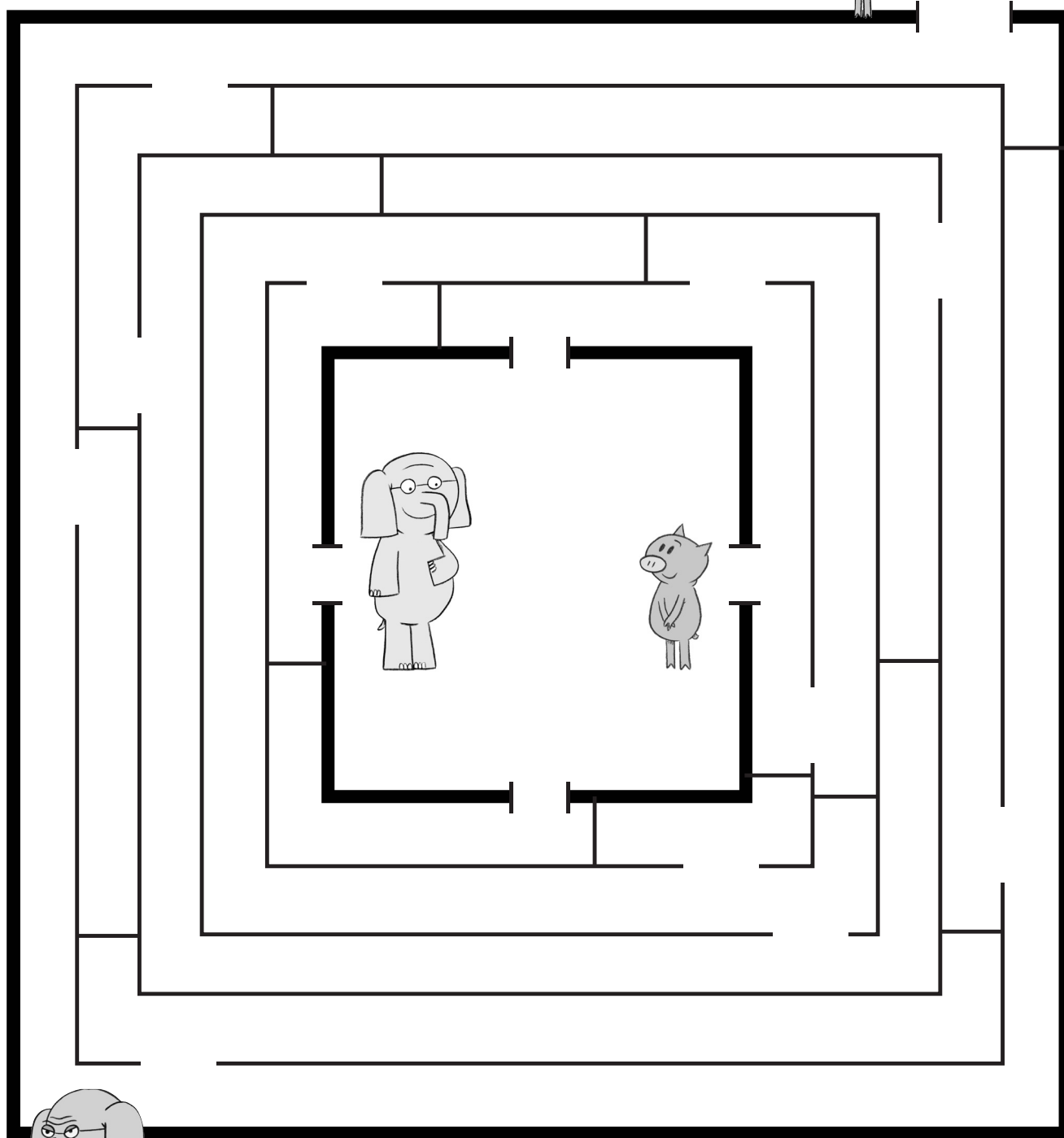
while Piggie likes to read about _____

Find Your Favorite Toy

Draw your favorite toy in the middle of the maze and then find your way to it, beginning at Start!




START!



What's in a Name?



Using the letters found in **“Elephant and Piggie,”**
spell words to finish the sentences.

1. You have to _____ an orange before you eat it.
2. Another word for “JUMP” is _____.
3. The Earth is a _____ in space.
4. A large monkey is an _____.
5. The U.S. national bird is the _____.
6. It's fun to play _____ and seek.
7. A rainstorm brings thunder and _____.
8. If it's not day, it's _____.
9. A cat has a long _____.
10. Can't guess it? I'll give you a _____.



What's Wrong with Elephant & Piggie?

These two pictures look the same, but look closer—the picture on the right has 10 things that are different from the picture on the left. Circle the things that are different in the picture on the right.



Create Your Own Elephant & Piggie Story

Fill in the blanks below and draw pictures to go along with the story when you are done.

One day, Piggie and Elephant went to _____.

When they got there, Piggie found _____.

Then Elephant found _____.

“Oh, dear!” Elephant cried. “Look at this _____!”


Piggie said, “Don’t worry, Gerald.

Now you can _____!”

The two friends laughed.

Elephant asked, “ _____?”

“ _____!” said Piggie.




Draw a Picture of Yourself

sneezing like Elephant




How Do They Feel?


Underneath each picture below, choose the emotion that best shows how Elephant or Piggie is feeling. You can use each emotion more than once, and you can ask a grown-up for help with the words.




1. _____



2. _____




3. _____



4. _____




5. _____



6. _____



7. _____



8. _____


9. _____

10. _____

CHOOSE AN EMOTION:

HAPPY • SAD

Color Elephant and Piggie



Color Elephant and Piggie




Color Elephant and Piggie


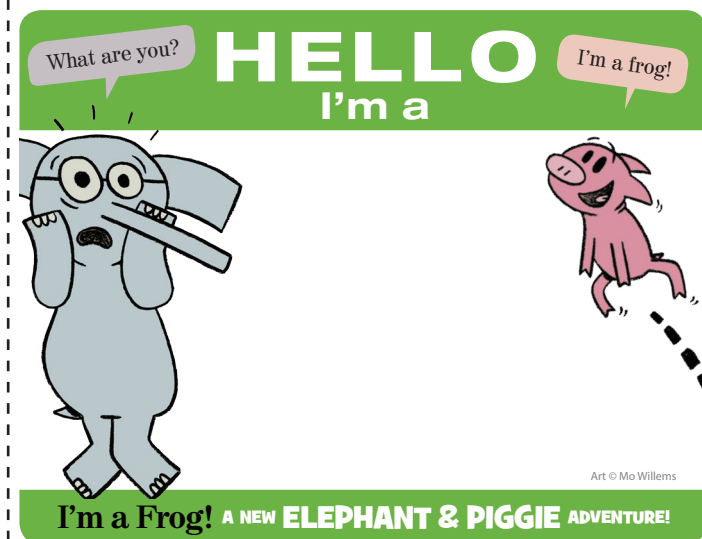

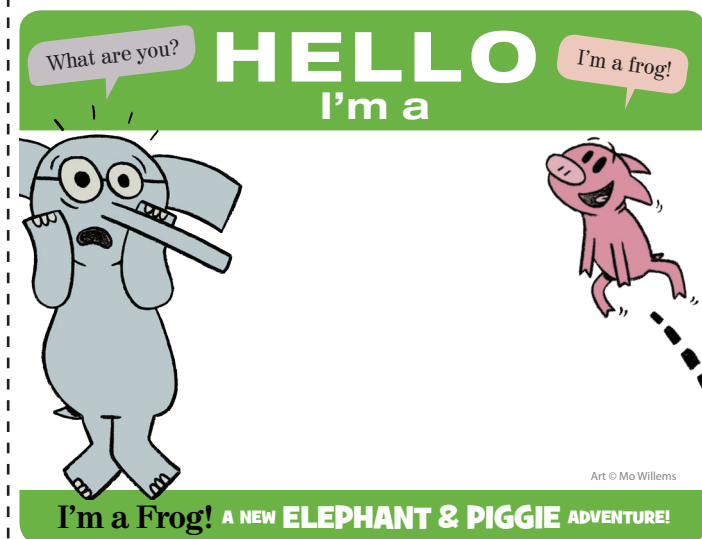
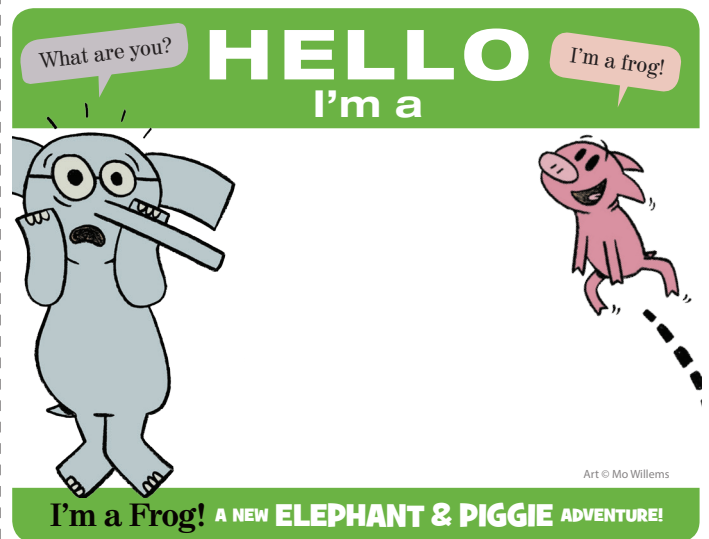
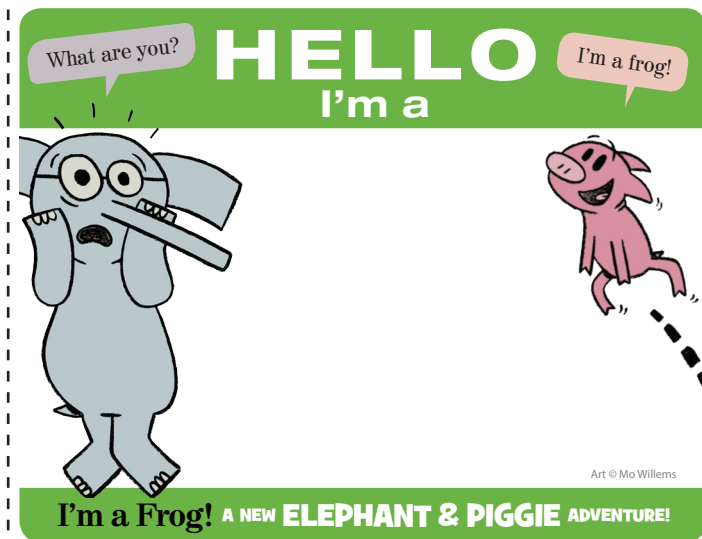


Elephant and Piggie Can't Decide!

Help Elephant and Piggie decide whether to go dancing or to play ball by drawing them in dance costumes or ball uniforms.



I'M A FROG! Print at home name labels






I Really Like _____!

INGREDIENTS: _____

INSTRUCTIONS: _____




Art © Mo Willems

I Really Like _____!

INGREDIENTS: _____

INSTRUCTIONS: _____




Art © Mo Willems

I Really Like _____!

INGREDIENTS: _____

INSTRUCTIONS: _____




Art © Mo Willems

I Really Like _____!

INGREDIENTS: _____

INSTRUCTIONS: _____



Art © Mo Willems

STORY TIME WITH ELEPHANT & PIGGIE

The award-winning, *New York Times* best-selling series from **Mo Willems**


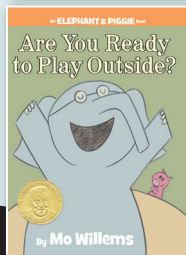






DATE:

TIME:

PLACE:

For the full list of Elephant & Piggie Books visit

PigeonPresents.com



HYPERION BOOKS FOR CHILDREN

Visit www.pigeonpresents.com

Art © Mo Willems

Answer Key

PIGS MAKE ME THROW THE BALL OUTSIDE! page 15

GSIP KAEM EM EESNIZE

(ANSWER: PIGS MAKE ME SNEEZE!)

RAE UOY YARED OT YLPA ?UOSITED

(ANSWER: ARE YOU READY TO PLAY OUTSIDE?)

STEHPLENA NOTCNA CA!DEN

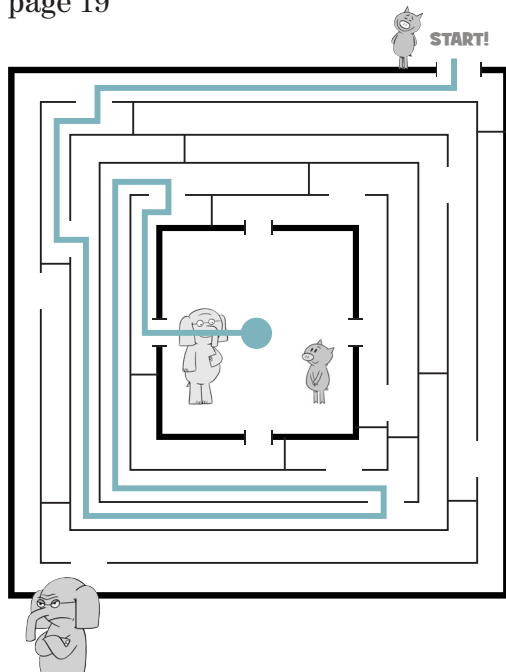
(ANSWER: ELEPHANTS CANNOT DANCE!)

HRETE SI A DBIR NO RYUO DAE!H


(ANSWER: THERE IS A BIRD ON YOUR HEAD!)

FIND YOUR FAVORITE TOY

page 19



WHAT'S WRONG WITH ELEPHANT & PIGGIE? page 21



HOW DO THEY FEEL? page 24

- | | |
|-----------|------------|
| 1. HAPPY | 6. HAPPY |
| 2. HAPPY | 7. SAD |
| 3. SAD | 8. SAD |
| 4. SAD | 9. SAD |
| 5. HAPPY | 10. HAPPY |


WHAT'S IN A NAME? page 20

- | | |
|-----------|--------------|
| 1. PEEL | 6. HIDE |
| 2. LEAP | 7. LIGHTNING |
| 3. PLANET | 8. NIGHT |
| 4. APE | 9. TAIL |
| 5. EAGLE | 10. HINT |





Photo credit: MARTY UJANS

Mo Willems, a number one *New York Times* best-selling author and illustrator, has been awarded a Caldecott Honor on three occasions (for *Don't Let the Pigeon Drive the Bus!*, *Knuffle Bunny: A Cautionary Tale*, and *Knuffle Bunny Too: A Case of Mistaken Identity*). *Don't Let the Pigeon Drive the Bus!* was also an inaugural inductee into the Indies Choice Picture Book Hall of Fame. And his celebrated Elephant & Piggie early reader series has been awarded two Theodor Seuss Geisel Medals (for *There Is a Bird on Your Head!* and *Are You Ready to Play Outside?*) and five Geisel Honors (for *We Are in a Book!*, *I Broke My Trunk!*, and *Let's Go for a Drive!*). Other favorites include *The Duckling Gets a Cookie!* and *Leonardo, the Terrible Monster*.




My Friend Is Sad
978-1-4231-0297-7 \$9.99



Are You Ready to Play Outside?
978-1-4231-1347-8 \$9.99




Watch Me Throw the Ball!
978-1-4231-1348-5 \$9.99



Elephants Cannot Dance!
978-1-4231-1410-9 \$9.99




Pigs Make Me Sneeze!
978-1-4231-1411-6 \$9.99




I Am Going!
978-14231-1990-6 \$9.99



Can I Play Too?
978-1-4231-1991-3 \$9.99




We Are in a Book!
978-1-4231-3308-7 \$9.99



I Broke My Trunk!
978-1-4231-3309-4 \$9.99




Should I Share My Ice Cream?
978-1-4231-4343-7 \$9.99




Happy Pig Day!
978-1-4231-4342-0 \$9.99




Listen to My Trumpet!
978-1-4231-5404-4 \$9.99



Let's Go for a Drive!
978-1-4231-6482-1 \$9.99




A Big Guy Took My Ball!
978-1-4231-7491-2 \$9.99




I'm a Frog!
978-1-4231-8305-1 \$9.99



My New Friend Is So Fun!
978-1-4231-7958-0 \$9.99



Waiting Is Not Easy!
978-1-4231-9957-1 \$9.99



I Will Take a Nap!
978-1-4847-1630-4 \$9.99



I Really Like Slop!
978-1-4847-2262-6 \$9.99



Don't Let the Pigeon Drive the Bus!
978-0-7868-1988-1
\$15.99



The Pigeon Finds a Hot Dog!
978-0-7868-1869-3
\$15.99



Don't Let the Pigeon Stay Up Late!
978-0-7868-3746-5
\$15.99



The Pigeon Wants a Puppy!
978-1-4231-0960-0
\$15.99



The Duckling Gets a Cookie!
978-1-4231-5128-9
\$15.99



The Pigeon Needs a Bath!
978-1-4231-9087-5
\$16.99



The Pigeon Has Feelings, Too!
978-0-7868-3650-5
\$6.99



The Pigeon Loves Things That Go!
978-0-7868-3651-2
\$6.99




¡No dejes que la Paloma conduzca el autobús!
978-1-4231-4052-8
\$7.99




¡La Paloma encuentra un perro caliente!
978-1-4231-4051-1
\$7.99



Don't Let the Pigeon Finish this Activity Book!
978-1-4231-3310-0
\$19.99



Don't Let the Pigeon Drive the Bus! (Big Book Edition)
978-0-7868-4514-1
\$19.99



It's a Busload of Pigeon Books!
978-1-4231-7589-6
\$24.99




Don't Let the Pigeon Run This App!
978-1-4231-6158-5
\$5.99



Mo... On the Go!
978-1-4231-8197-2
\$3.99



Naked Mole Rat Gets Dressed
978-1-4231-1437-6
\$16.99



City Dog, Country Frog
Written by Mo Willems,
Illustrated by Jon J Muth
978-1-4231-0300-4
\$17.99




Knuffle Bunny: A Cautionary Tale
978-0-7868-1870-9
\$16.99




El Conejito Knuffle: Un Cuento Aleccionador
978-1-4231-0567-1
\$7.99



Knuffle Bunny Too: A Case of Mistaken Identity
978-1-4231-0299-1
\$16.99



Leonardo, the Terrible Monster
978-0-7868-5294-9 \$16.99



Edwina, the Dinosaur Who Didn't Know She Was Extinct
978-0-7868-3748-9
\$16.99



Time to Pee!
978-0-7868-1868-6
\$14.99



Time to Say "Please!"
978-0-7868-5293-2
\$15.99